

# Alta Wall Pro

A taller version of our beautiful Alta Wall, this system helps landscape and hardscape professionals create stunning outdoor living spaces with structural integrity.



## Wall Systems



*Granite City Blend*





# Alta Wall Pro

	HEIGHT	WIDTH	DEPTH	PCS/SF	SF/PALLET	PCS/PALLET	LBS/PALLET
<b>A</b>	8"	18"	12"	1	40	40	2,404
<b>B</b>	8"	18"	9"	1	32	32	2,509

Sizes sold separately



ADOBE BLEND




FIRE ISLAND BLEND



GOLDEN BROWN BLEND



GRANITE CITY BLEND



GRAPHITE PEARL BLEND\*

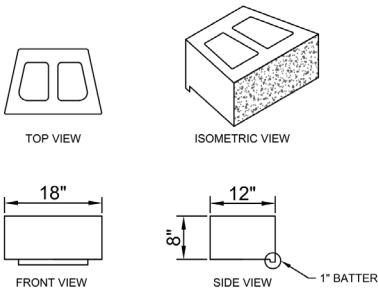


TRAVERTINA\*




WESTCHESTER BLEND

\*Premium Color



ALTA PRO WALL UNITS  
(8"x18" UNIT)



OUTSIDE RADIUS DETAIL  
NICOLOCK ALTA PRO WALL



**NOTE:** All walls over 2' in height or as required by local code should be designed by a licensed professional engineer. All measurements are nominal. Variance in square footage or linear footage coverage can be up to 5% depending on joint width. The possible occurrence of efflorescence does not affect the structural integrity of the product. Efflorescence is a normal occurrence in concrete products and will dissipate with normal weathering. The use of concrete as a base or setting bed may increase the possibility of efflorescence.

