

# ALPINE CONTEMPORARY

Multi-size rectangular shapes. Smooth texture. Slightly chamfered edges. Not recommended for vehicular applications.



paver-shield™ pavers

**paver-shield™** has a tight, smooth surface texture and will not expose heavy aggregate as it wears. Ultra-dense surface has more color and more protection. Nicolock has color from top to bottom throughout the paver ensuring a lifetime of beauty. Iron oxide pigments are **guaranteed not to fade!**



- WALKWAYS
- PATIOS
- POOL DECKS
- COURTYARDS

Alpine Contemporary | Color: Chesapeake Blend





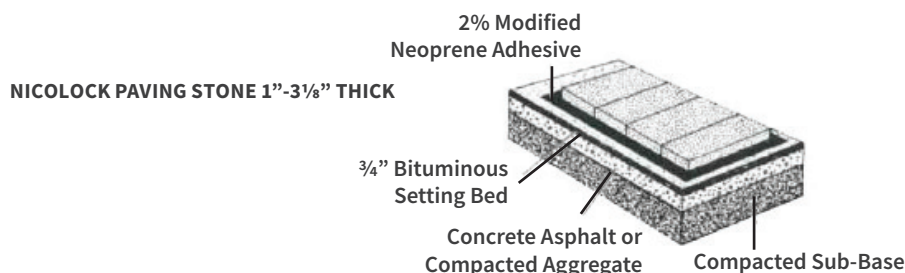
# ALPINE CONTEMPORARY

	WIDTH	LENGTH	THICKNESS	PCS / SF	SF / PALLET	PCS / PALLET	LBS / PALLET
A	7¾"	15⅝"	2⅜"	.84	127	30	3,500
B	15⅝"	15⅝"	2⅜"	1.7		30	
C	15⅝"	23½"	2⅜"	2.55		20	

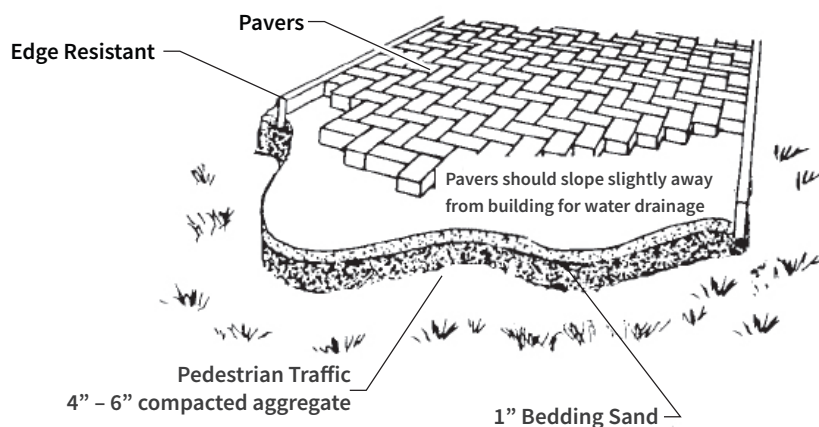


## INSTALLATION GUIDELINES: SAND

After excavation, compact the sub grade and install a woven separation fabric if needed. Spread and compact a base of clean, dense graded aggregate (road base). Typical compacted base thickness is 4-6" for pedestrian applications. Pavers are set on a loosely screened 1" bed of graded, clean concrete sand. Maintain a joint size of 1/16" – 3/16". When pavers are set, compact paving stones into sand with mechanical plate vibrator. Joint sand may be spread over paving stones during compaction. Installed pavers should be set 1/8" to 1/4" above final elevations to compensate for any potential settlement. Spread clean dry sand over surface and broom sweep to fill joints. Run vibrator one final time after filling joints.




## CROSS-SECTION OF TYPICAL INSTALLATION



**NOTE:** All measurements are nominal. Variance in square footage or linear footage coverage can be up to 5% depending on joint width. The possible occurrence of efflorescence does not affect the structural integrity of the product. Efflorescence is a normal occurrence in concrete products and will dissipate with normal weathering. The use of concrete as a base or setting bed may increase the possibility of efflorescence.

**CAUTION:** Always use a plate compactor with a pad when installing any textured paving stone.

## TOP SELLERS:




Chesapeake Blend\*




Granite City Blend



Graphite Pearl Blend\*




Oceanic Blue\*



Pennsylvania Blue\*\*



South Bay Blend\*



Travertina\*



Westchester Blend



Adobe Blend



Cappuccino Blend\*



Caramel Tan\*



Golden Brown Blend



Lilac Blend



Marble Blend\*



Mocha Blend



Oyster Blend\*

\*Premium Colors \*\*Deluxe Colors



Corporate HQ: 612 Muncy Avenue | Lindenhurst | NY | 11757 | 631.669.0700 | nicolock.com

