

COUNTRY 4 PC COMBO

Multi-size rectangular shapes with slightly textured surface and antiqued edges.



Toscana




Country 4 Pc Combo | Color: Granite City Blend



COUNTRY 4 PC COMBO

	WIDTH	LENGTH	THICKNESS	SF / PALLET	PCS / PALLET	LBS / PALLET
A	3"	6"	2 $\frac{3}{8}$ "	117	100	2,927
B	6"	6"	2 $\frac{3}{8}$ "		100	
C	6"	9"	2 $\frac{3}{8}$ "		160	
D	9"	9"	2 $\frac{3}{8}$ "		40	



Adobe Blend



Golden Brown Blend



Granite City Blend



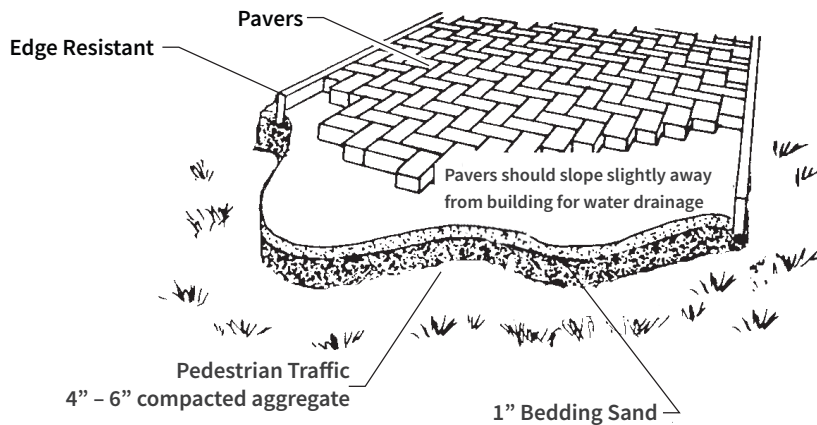
Oyster Blend*

*Premium Colors

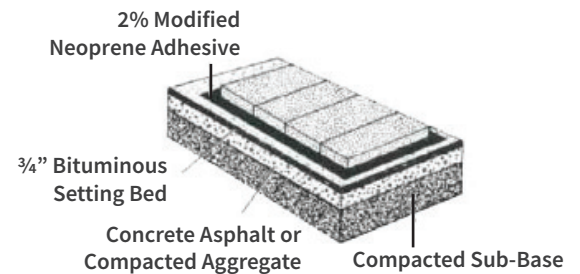
INSTALLATION GUIDELINES: SAND

After excavation, compact the sub grade and install a woven separation fabric if needed. Spread and compact a base of clean, dense graded aggregate (road base). Typical compacted base thickness is 4-6" for pedestrian applications. Pavers are set on a loosely screened 1" bed of graded, clean concrete sand. Maintain a joint size of 1/16" – 3/16". When pavers are set, compact paving stones into sand with mechanical plate vibrator. Joint sand may be spread over paving stones during compaction. Installed pavers should be set 1/8" to 1/4" above final elevations to compensate for any potential settlement. Spread clean dry sand over surface and broom sweep to fill joints. Run vibrator one final time after filling joints.

CROSS-SECTION OF TYPICAL INSTALLATION



NICOLOCK PAVING STONE 1"-3 $\frac{1}{8}$ " THICK



NOTE: All measurements are nominal. Variance in square footage or linear footage coverage can be up to 5% depending on joint width. The possible occurrence of efflorescence does not affect the structural integrity of the product. Efflorescence is a normal occurrence in concrete products and will dissipate with normal weathering. The use of concrete as a base or setting bed may increase the possibility of efflorescence.

CAUTION: Always use a plate compactor with a pad when installing any textured paving stone.



Corporate HQ: 612 Muncy Avenue | Lindenhurst | NY | 11757 | 631.669.0700 | nicolock.com

